


Worksheet: Closure and Isolation

- Visit the **Children in the Ghetto** website <http://ghetto.galim.org.il/> and click on **Entrance** icon 

Upon entering, you will see an imaginary street in front of you. This street represents the ghetto. You can navigate around the street with the arrows found on its sides.



- The highlighted drawings are portals to sections on various subjects regarding the world of the ghetto.
- Each section can also be viewed by clicking on the matching icon at the bottom of the street.

With the help of the arrow on the left side of the street  navigate to the end of the street.


At the end of the street, you will find a drawing of a barbed wire fence. By clicking on the fence you will enter the **Closure & Isolation** section.

(At the bottom of the street there are icons through which you can view the various sections.

The **Closure & Isolation** section can be accessed by clicking on the icon



at the bottom of the street).

1. Read the explanation and watch the testimonies in this section (**Testimony** icon ).
2. How do the children describe their deportation to the ghetto?

- Things to think about:
 - a. What changes occurred in the children's lives as a result of their deportation to the ghettos?
 - b. What are the difficulties brought on by such changes?

We will try to answer these questions at the end of the tour in the section.


3. Look at the materials found in the following sections: **Photograph, Artifact & Drawing**



and answer the questions below:

- a. What item is found in each of the sections?

- b. What thoughts and feelings do you have when you see a wall?
- c. What purpose did the ghetto wall serve?
- d. Why did some of the parents give their children drawings and other artifacts with reference to the wall?

4. Click the **On Paper** icon  and read the excerpt from Yitzchak Rodashevski's diary:

- a. How does Yitzchak describe life in the ghetto?
- b. What does he feel?
- c. What does he miss?

5. Look at the drawing (**Drawing** icon ) and read the explanation:

- a. What do you think is in the suitcase that Tommy is standing on?
- b. What does the suitcase represent?
- c. Why is Tommy standing on the suitcase?
- d. What do you think Tommy is feeling as he looks out the window?

6. Now, let's return to the questions we saw at the beginning of the tour in the section, and answer them:

- a. What changes occurred in children's lives as a result of their deportation to the ghettos?
- b. What are the difficulties brought on by such changes?